




**24V**

**Ultra thin linear track | Belt**





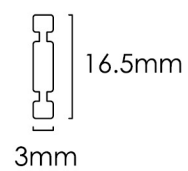
**Product specifications:** 10m, 20m, 30m

**Output voltage:** DC 24V


**Output current:** 9A(Max)

**Belt material:** Polyester

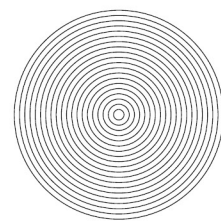
**Conductive material:** Copper



10m



20m



30m

Belt

**5 colors available**



Black




Gray



Green



Khaki



Orange



Belt is a versatile lighting system that takes the concept of the light rail to a new level. The conductive textile ribbon at its core allows for free placement and Free sliding of the luminaires and the creation of unique light solutions on the spot.





Belt Connection options

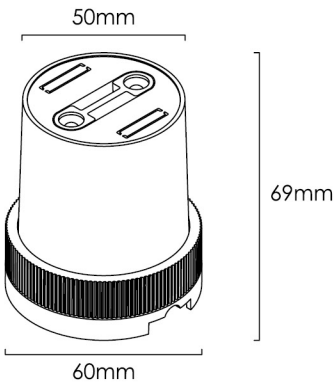
Choose installation way according to your needs




LARGE FIXED NODES

ITEM NO: LI-PDYT  
Product Size:  $\Phi$  60x69mm

- Feature:
- 1. Conductive function.
  - 2. Belt steering installation.
  - 3. Suitable for ceiling, wall and ground installation.



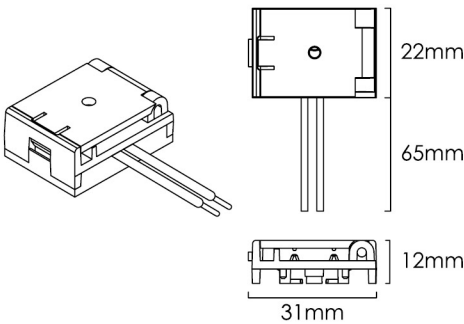
Scene use effect



INPUT MODULE

ITEM NO: LI-PDSR  
Product Size: 31x22x22mm

- Feature:
- Power supply module.



Scene use effect





Belt Connection options

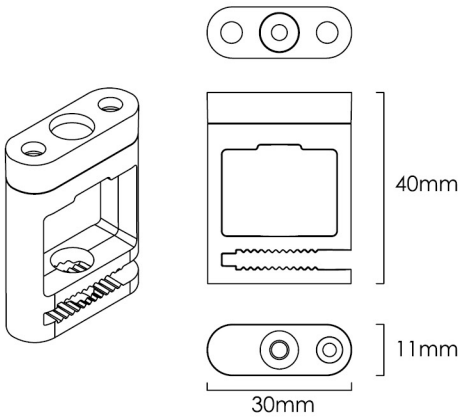
Choose installation way according to your needs



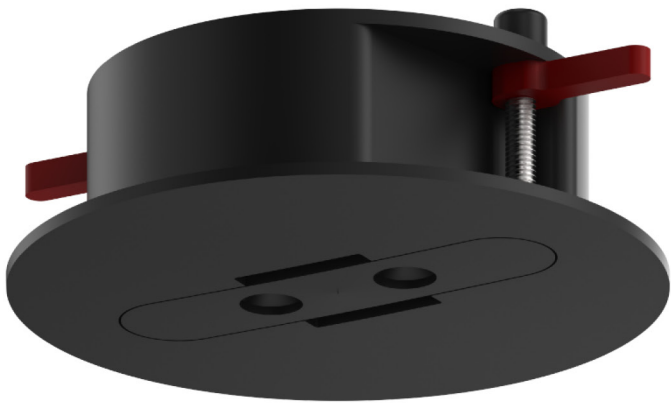

Small fixed nodes

ITEM NO: LI-PDGK  
Product Size: 30x11x40mm

Feature:  
Holding adjuster bracket.



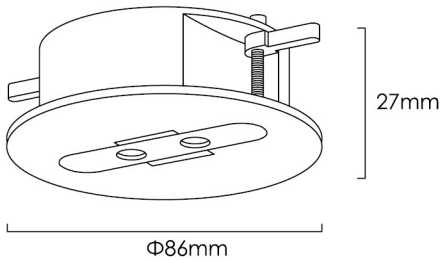
Scene use effect



Recessed

ITEM NO: LI-PDQR  
Product Size:  $\Phi$  86x27mm  
Hole Size:  $\Phi$  75mm- $\Phi$  65mm

Feature:  
Holding adjuster bracket.



Scene use effect



Recessed direct use



Recessed can be used in combination with small fixed nodes





Belt Connection options

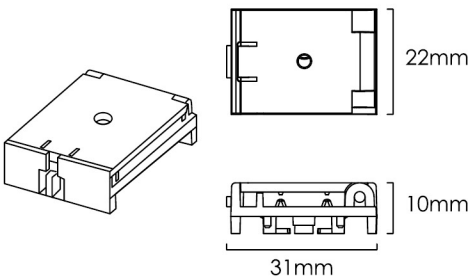
Choose installation way according to your needs




Linker

ITEM NO: LI-PDDK  
Product Size: 31x22x22mm

Feature:  
Fitting connected to belt.



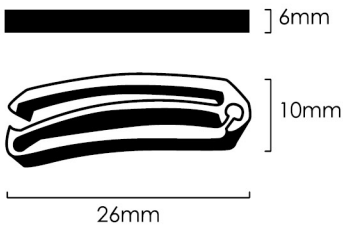
Scene use effect



Buckle

ITEM NO: LI-SJK  
Product Size: 26x10x6mm

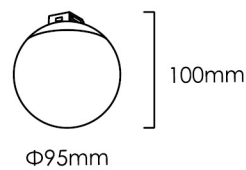
Feature:  
The belt can be used to shape at the end.



Scene use effect





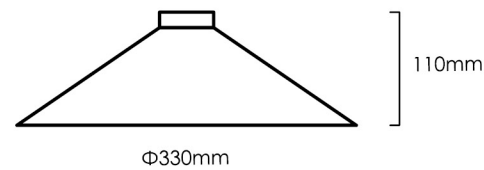


### Poke Ball

**ITEM NO:** LI-PDP95

6W / 180° /  $\Phi$  95x100mm

ON-OFF 3000K / 4000K / 6000K

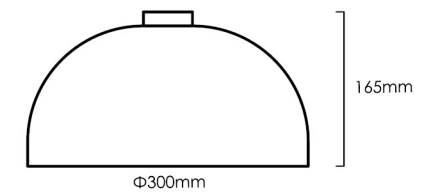


### Tapered Cap Lamp

**ITEM NO:** LI-PDMD330

18W / 80° /  $\Phi$  330x110mm

ON-OFF 3000K / 4000K / 6000K



### Round Cap Lamp

**ITEM NO:** LI-PDTK300

18W / 80° /  $\Phi$  300x165mm

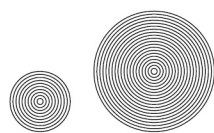
ON-OFF 3000K / 4000K / 6000K



Voltage: DC 24V



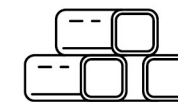
Color: Black / White



Can only be used with  
Woven track



CRI: >90

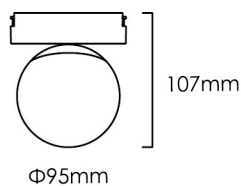


Material: aluminum+plastic



Optic: Diffusion cover

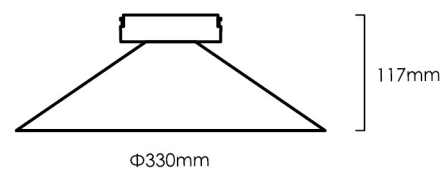




### Poke Ball

ITEM NO: LI-PDP95

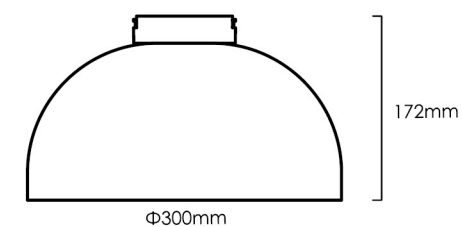
6W / 180° / Φ 95x107mm



### Tapered Cap Lamp

ITEM NO: LI-PDMD330

18W / 80° / Φ 330x117mm



### Round Cap Lamp

ITEM NO: LI-PDTK300


18W / 80° / Φ 300x172mm



Voltage: DC 24V



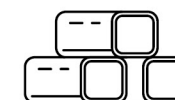
Color: Black / White



Can only be used with  
Woven track



CRI: >90

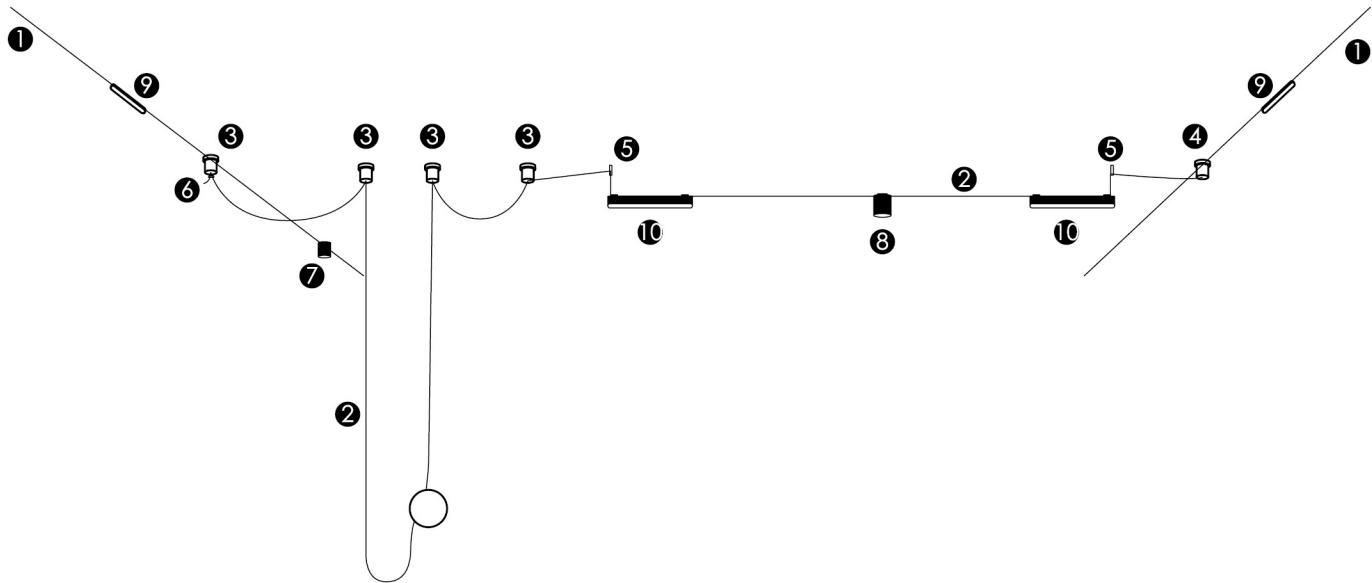


Material: aluminum+plastic



Optic: Diffusion cover







# Ultra thin linear track and Belt

can be combined and used together

Choose installation way according to your needs



1  
Surface mounted track



2  
Belt



3  
Large fixed nodes



4  
Large fixed nodes + Input module



5  
Small fixed nodes



6  
Buckle



7  
Surface mounted spotlights



8  
Surface mounted spotlights + Linker \* 2pcs



9  
Floodlight light




10  
Floodlight light + Linker \* 2pcs





## Belt Installation Effect

Choose installation way according  
to your needs



1  
Belt



2  
Large fixed  
nodes  
+  
Input module



3  
Large fixed  
nodes



4  
Small fixed  
nodes



5  
Buckle



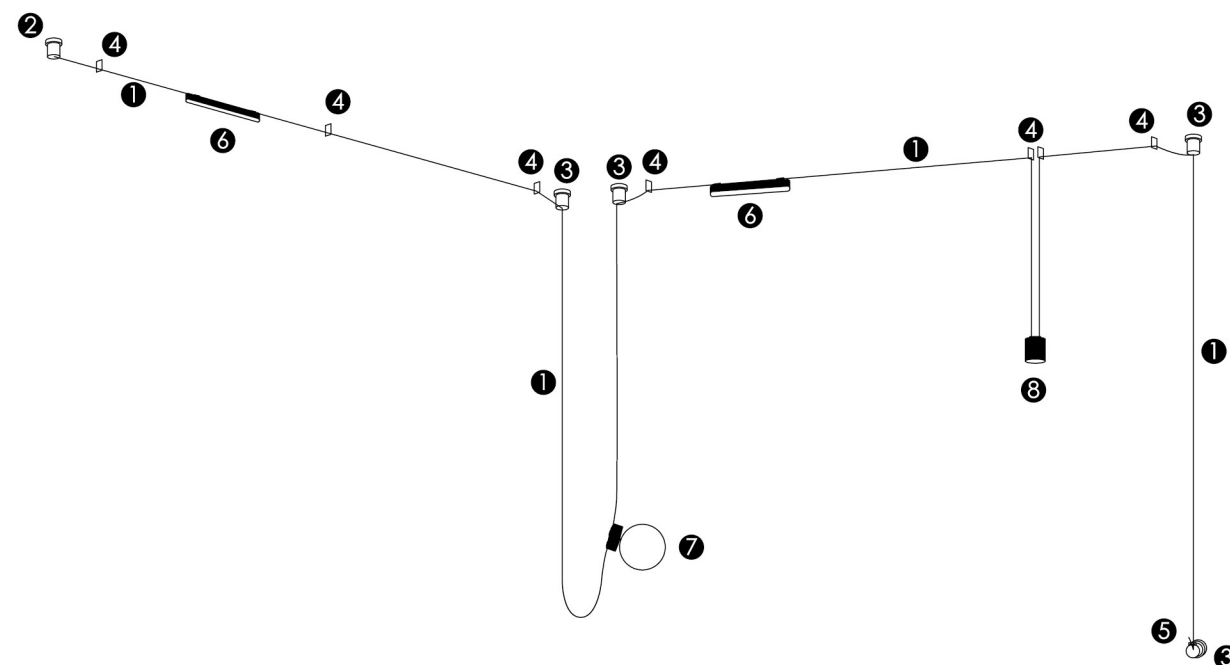
6  
Floodlight  
light  
+  
Linker \* 2pcs



7  
White glass  
ball  
+  
Linker \* 2pcs



8  
Surface mounted  
spotlights  
+  
Linker \* 2pcs


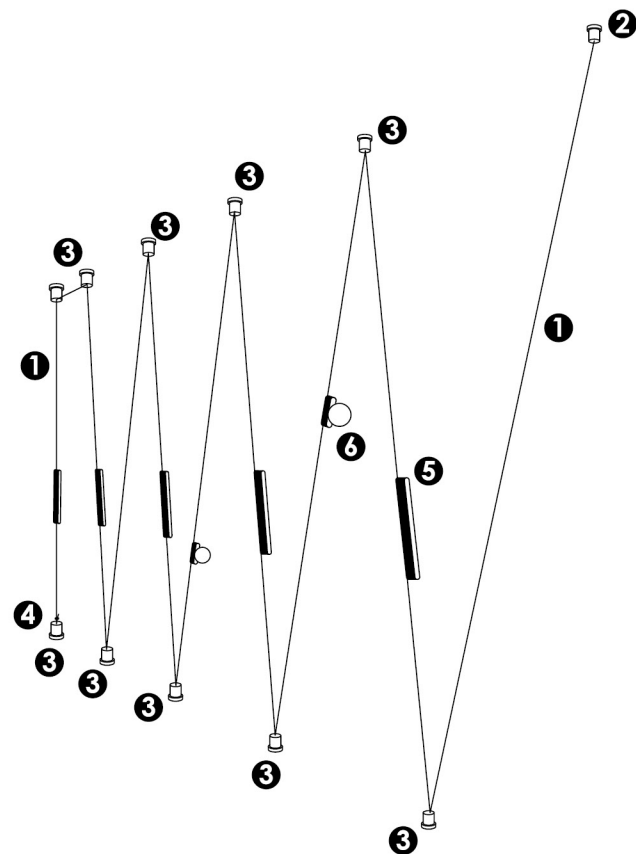






## Belt can be used to separate in space

Choose installation way according  
to your needs



1  
Belt



2  
Large fixed  
nodes  
+  
Input module



3  
Large fixed  
nodes



4  
Buckle



5  
Floodlight  
light  
+  
Linker ✖ 2pcs



6  
Glass ball  
+  
Linker ✖ 2pcs





**Belt**

**Ultra thin linear track**

**Full range of lamps**

24V PRODUCT DISPLAY

The whole series of lamps can be freely matched to make the lighting space more flexible









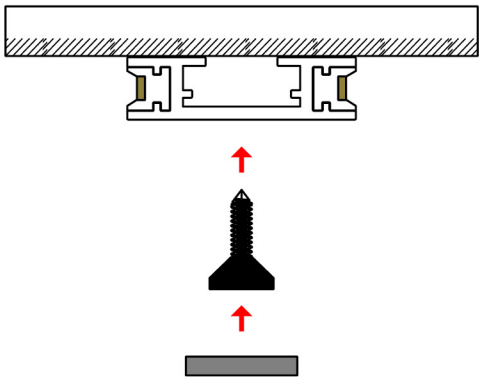
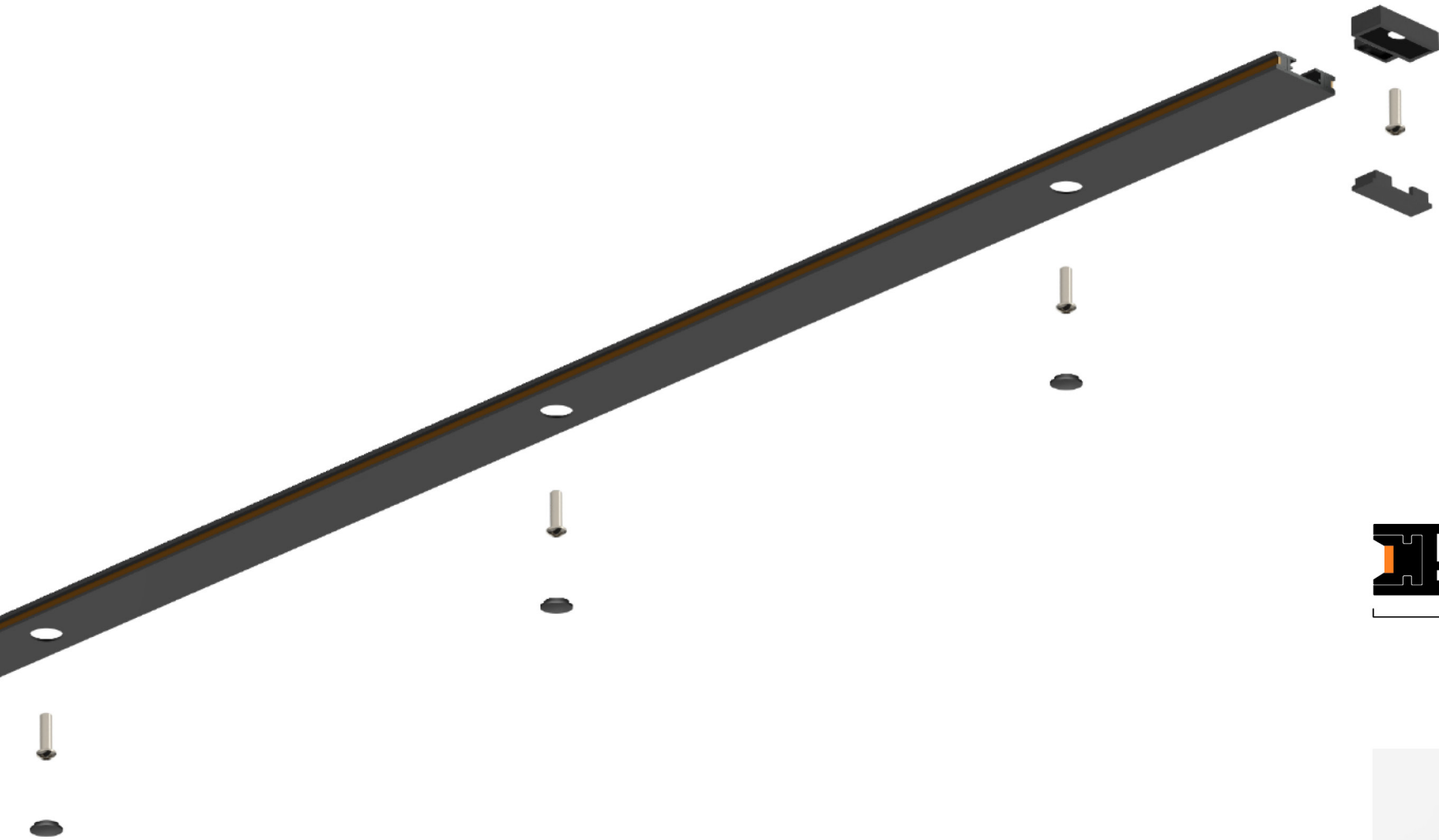
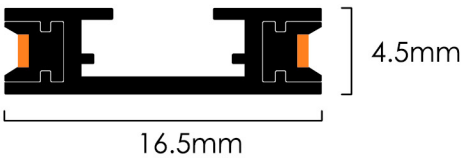
# 24V ultra thin linear track

Surface mounted track  
The Linear Track is mini size 16\*4.5mm


 Track can be cut arbitrarily

 The Lamp have safety locks


ITEM NO:	Product Size:	Watt: 200W(Max)
LI-1M	1000x16.5x4.5mm	<b>Voltage:</b> DC 24V
LI-1.5M	1500x16.5x4.5mm	<b>Color:</b> Black / White
LI-2M	2000x16.5x4.5mm	<b>Material:</b> Aluminum+ Copper
LI-3M	3000x16.5x4.5mm	




I-connect  
36.5x16.5x4.5mm



L-connect  
26.5x26.5x4.5mm



T-connect  
36.5x26.5x4.5mm



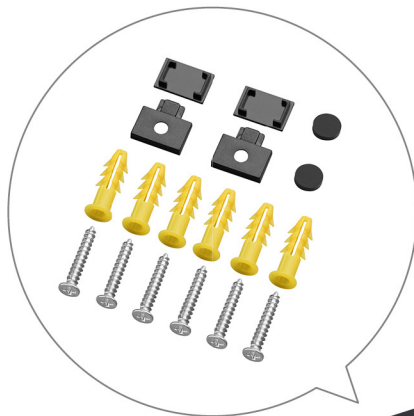
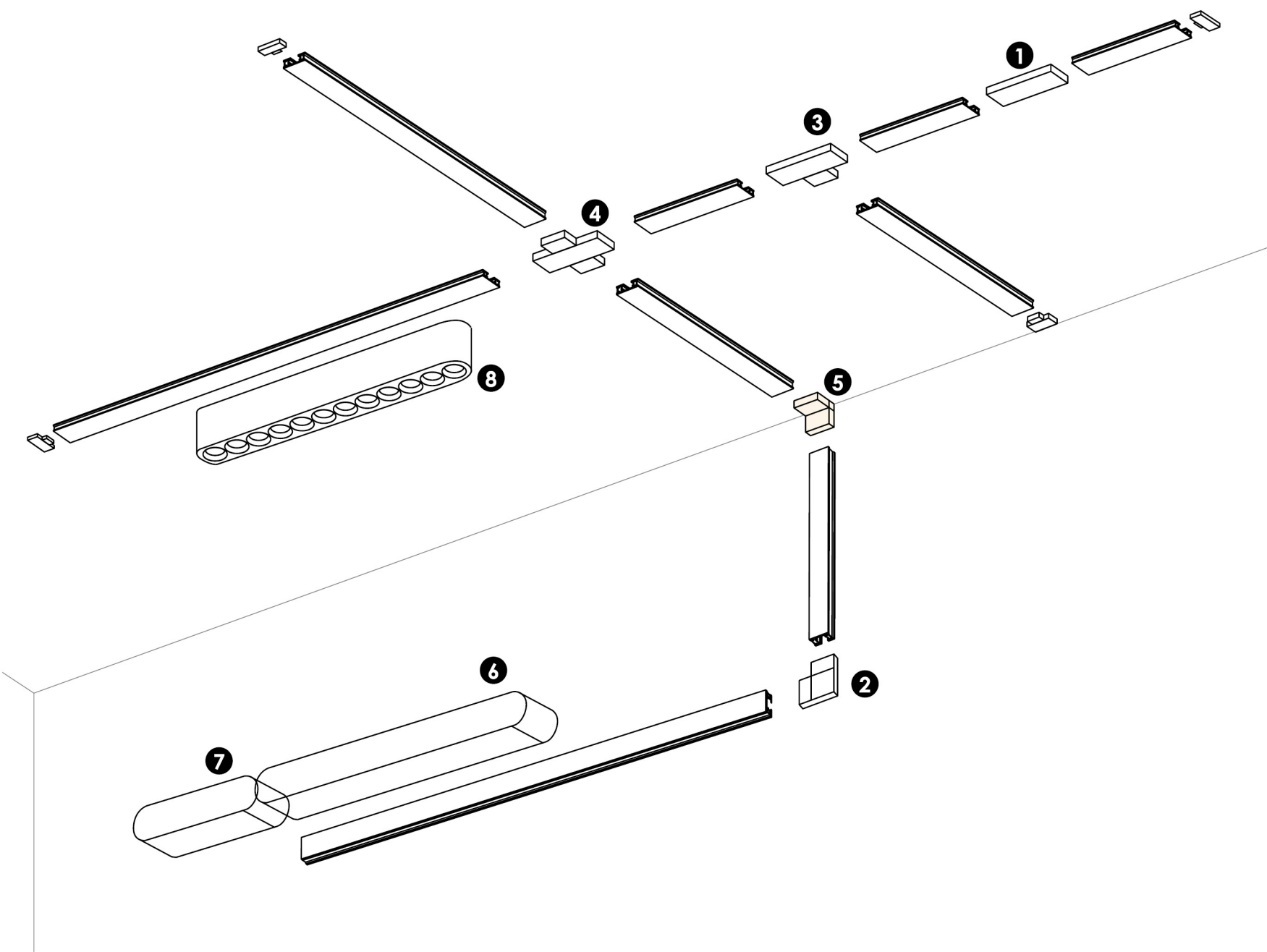
Cross-connect  
36.5x36.5x4.5mm





Perpendicularity  
L-connect  
21.5x21.5x4.5mm




INSTALLATION ELEMENT




24V ultra thin linear track




1  
I-connect



2  
L-connect



3  
T-connect




4  
Cross-connect



5  
Perpendicularity L-connect  
The ceiling track is connect  
with the wall track and  
electrified



6  
Power supply  
The track is energized by  
a power supply that changes  
the voltage to 24V



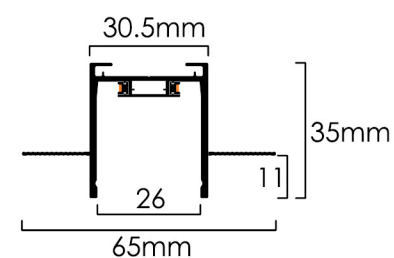
7  
Cable Box  
The cable storage box is used  
to hide the external wires



8  
Grille light 12 in 1  
After the installation is  
successful, the lamps can be  
installed for lighting



## 24V insert linear track



Track can be cut arbitrarily



The Lamp have safety locks

**ITEM NO:**

LI-D-1M

LI-D-2M

LI-D-3M

**Product Size:**

1000x65x35mm

2000x65x35mm

3000x65x35mm

**Watt:** 200W(Max)


**Voltage:** DC 24V

**Color:** Black

**Material:** Aluminum+ Copper



24V concealed  
linear track



Track bar  
dust cover



Track bar  
end cover



L-connect



Perpendicularity  
L-connect

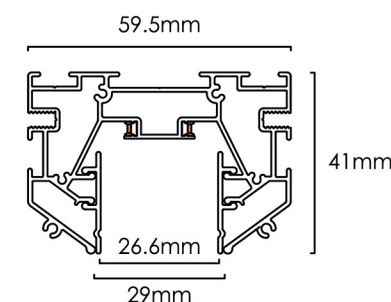


Direct power module  
Angle power module





## 24V soft membrane ceiling track



 Track can be cut arbitrarily

 The Lamp have safety locks

### ITEM NO:

LI-RM-1M

LI-RM-2M

LI-RM-3M

### Product Size:

1000x59.5x41mm

2000x59.5x41mm

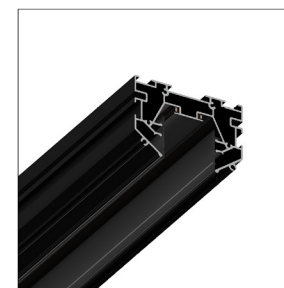
3000x59.5x41mm

**Watt:** 200W(Max)

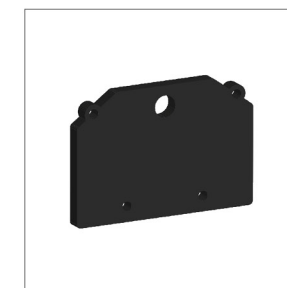
**Voltage:** DC 24V

**Color:** Black

**Material:** Aluminum+ Copper




Soft membrane  
ceiling track




Track  
side cover



L-connect



Reinforcing  
member




Reinforcing  
member



Reinforcing  
member



Reinforcing  
member



Silicone  
strip



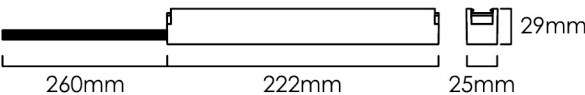
Power supply

DC 24V

Color: Black/White  
Material: PC

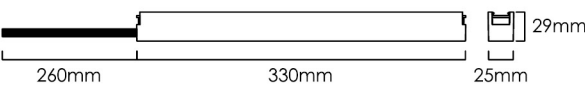
ON-OFF Power supply 100W

ITEM NO: LI-100W  
Product Size: 222x25x29mm




ON-OFF Power supply 200W  
Smart system power supply 100w

ITEM NO: LI-200W  
Product Size: 330x25x29mm




Cable Box



ITEM NO: LI-CXH  
Product Size: 100x25x29mm  
Feature: Cover input cable.



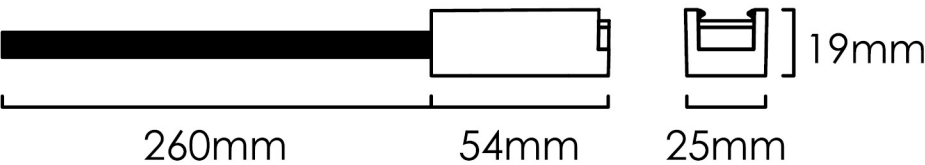
The power supply is installed at the end of the track



Power supply mounted anywhere on the track







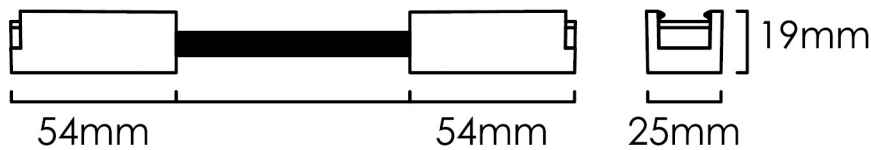

## INPUT MODULE

**ITEM NO:** LI-SRMK

**Product Size:** 54x25x19mm

**Feature:**

The track bar connecting input module with an external power supply.




## Direct power module/Angle power module

**ITEM NO:** LI-ZJ/LI-RJ

**Product Size:** 54x25x19mm\*2

**Feature:**

The power module is used to energize the rails when they are joined.



Two unconnected rails, connecting them with electricity.  
Can be connected straight line, can also be connected corner.













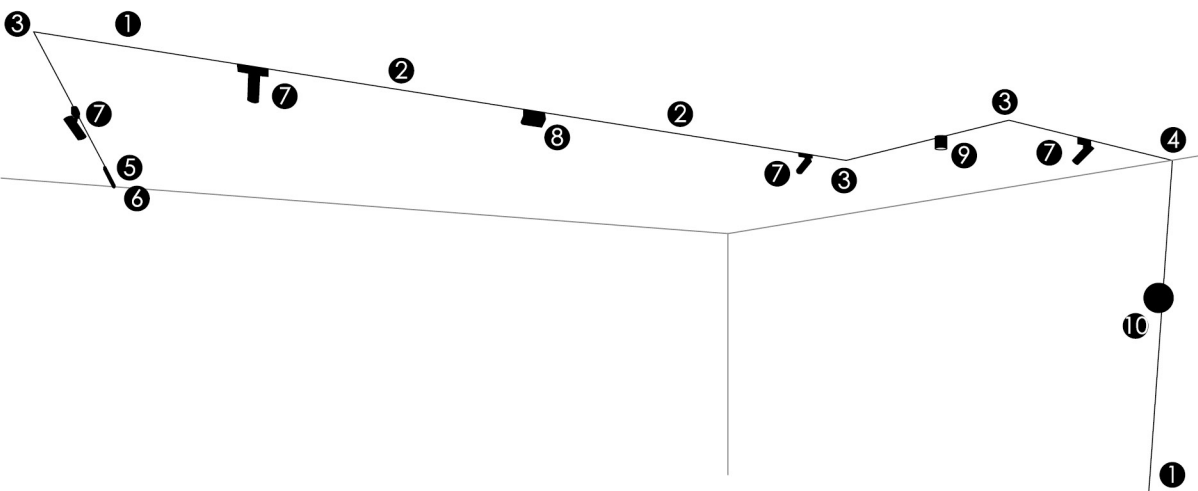


# ULTRA THIN LINEAR TRACK

## Installation Effect

Choose installation way according to your needs

	1 Surface mounted track		2 I-connect
	3 L-connect		4 Perpendicularity L-connect
	5 Power supply		6 Cable Box
	7 Track Lights		8 Folding light
	9 Surface mounted spotlights		10 Solar eclipse Wall lamp







#### 24V PRODUCT DISPLAY

The whole series of lamps can be freely matched to make the lighting space more flexible




There are two systems in lighting fixtures  
option according to your needs



**Version 1**  
**Regular monochrome version**

Color temperature:



3000K

4000K

6000K

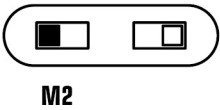
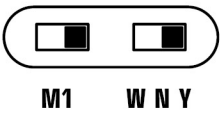

**NOTE**

Dimming options:  
Compatible with all 24V dimming power supplies  
TRIAC , DALI , 0-10V



**Version 2**  
**Dip switch dual-mode version**

Color temperature:



**Mode 1: Switchable light colors**

With normal power supply  
switchable for 3 CCT: White Light / Natural Light / Yellow Light

**Mode 2: Simple upgrade to smart control**  
**Luminaires are compatible with a wide range of control systems**

The smart control solution is determined by choosing power supply type

Dual dialing code enables one luminaire to satisfy multiple needs,  
solving stock problems and allowing users to change the functions  
according to their needs.



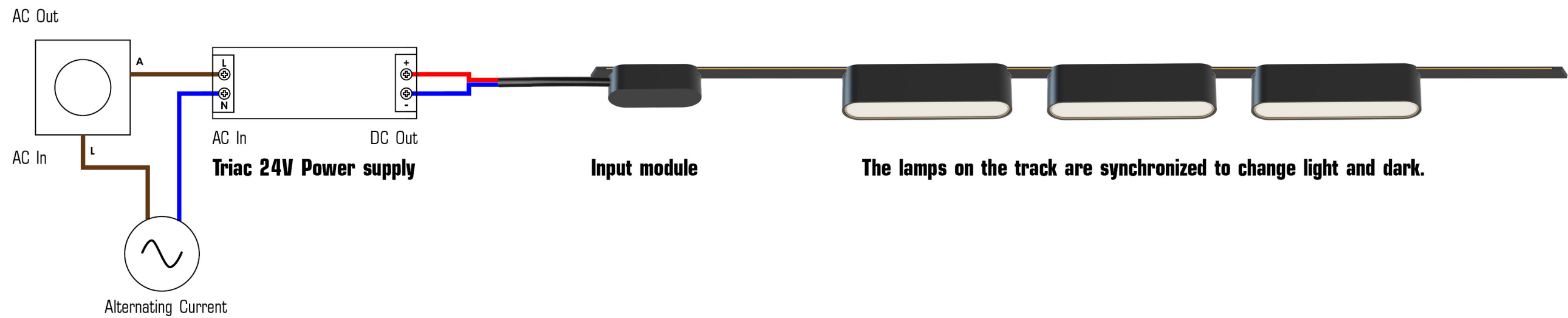




# Lamps Version 1

## Wiring Diagram for Dimming Power Supply

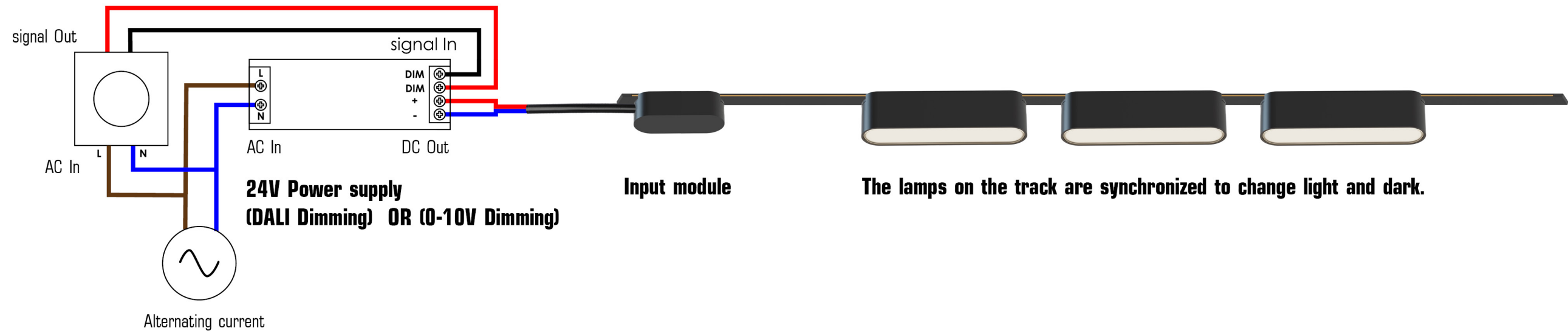
Triac Dimming system



DALI Dimming system

0-10V Dimming system

Both are wired in the same way





# Lamps Version 2



## Dip switch dual-mode version

**M1 Mode 1:**

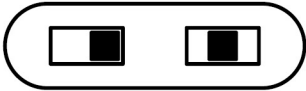
With general power supply  
Dial to select color temperature : Y 3000K / N 4000K / W 6000K



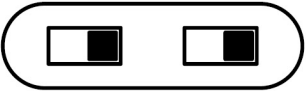
The power supply has 2 wattage options : 100w or 200w



**M1W**  
Mode 1-White Light



**M1 W N Y**  
Mode 1-Natural Light



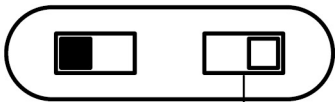

**M1 W N Y**  
Mode 1-Yellow Light



Lamps Version 2  
Dip switch dual-mode version

M2 Mode 2:

Select the dial code to M2 and select the desired smart control power supply.  
The fixtures can be controlled to complete the dimming and color mixing functions.  
It should be noted that the fixtures are synchronized together for dimming and color mixing, there is no way to control them individually.

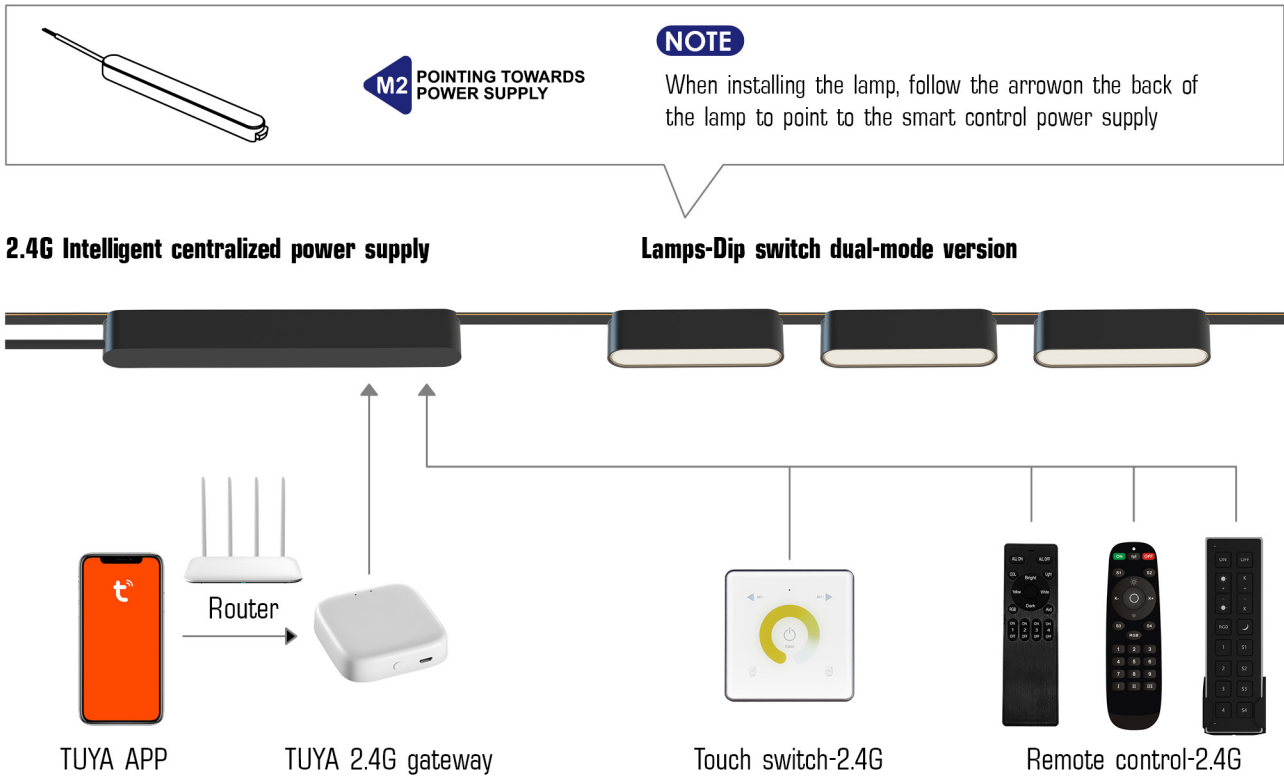


M2

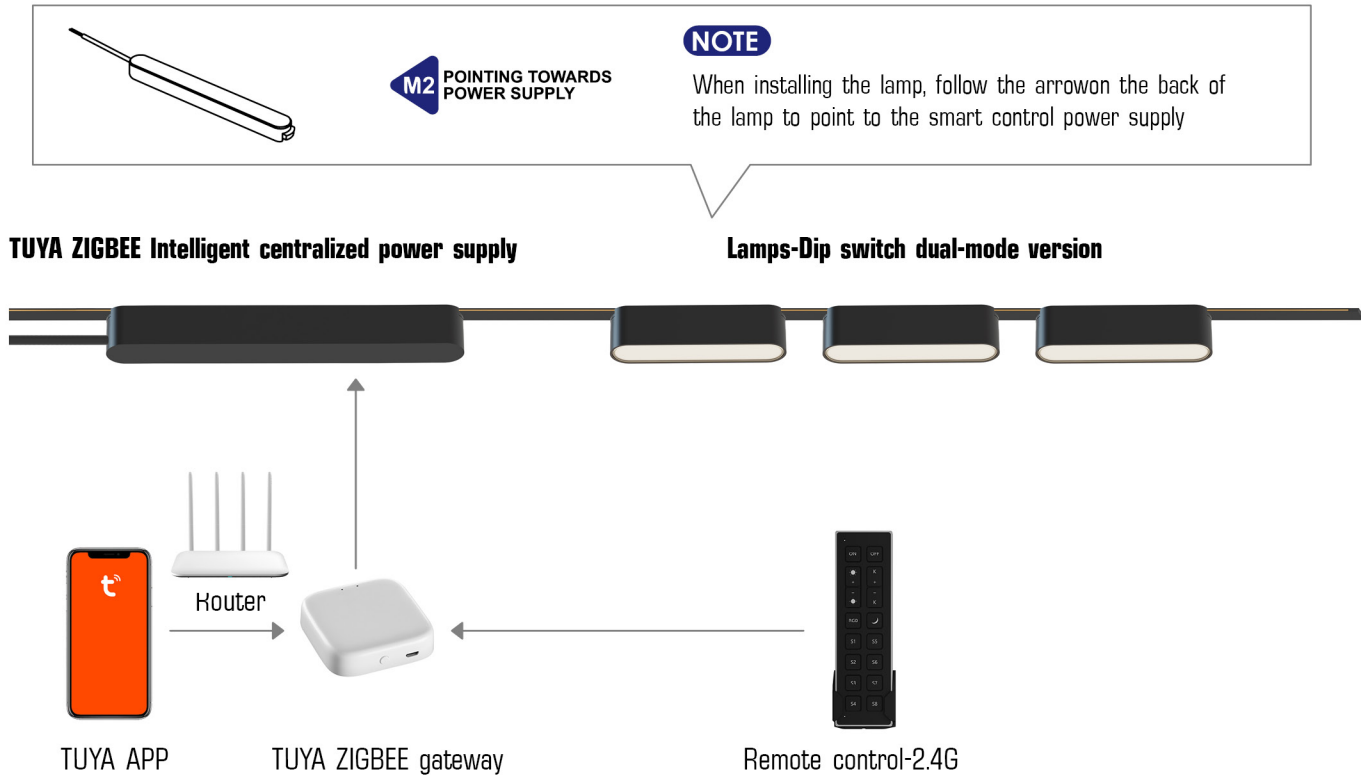
When M2 mode is selected, the dial position of this area does not affect the result of smart control.

There are two options for smart control of the power supply: 2.4G or TUYA Zigbee


2.4G Wireless Control System Operation Schematic and Optional Products



TUYA Zigbee Wireless Control System Operation Schematic and Optional Products








Lamps Version 2  
Dip switch dual-mode version

M1 and M2 mode operation when the power supply is used externally  
The smart controller is available in two systems : 2.4G or TUYA Zigbee



INPUT  
MODULE



200W 2.4G  
controller



200W TUYA ZIGBEE  
controller



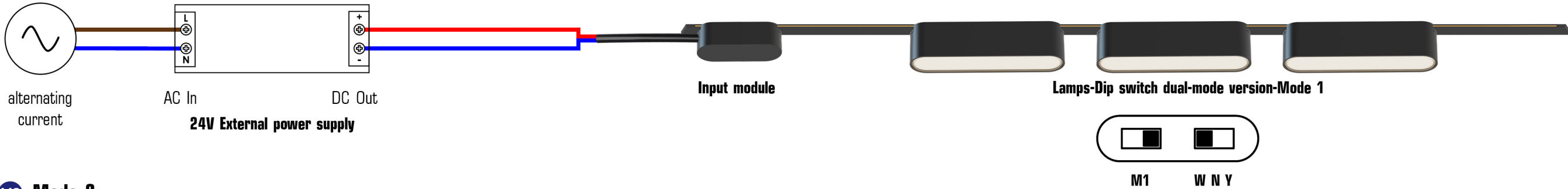
External  
power supply

NOTE

The external 24V universal power supply used in M1 and M2 modes has no limitation and can be used by any brand in the market.


M1 Mode 1:

External Universal Power Supply  
Dial to select color temperature : Y 3000K / N 4000K / W 6000K



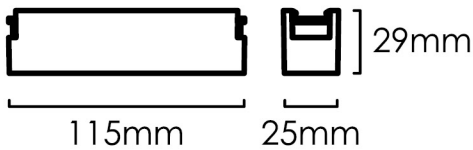
M2 Mode 2:

External universal power supply combined with a wireless controller enables wireless control of lighting fixtures.





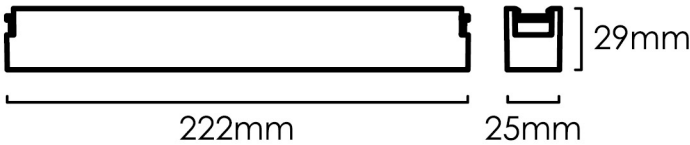
INSTALLATION 24V LAMPS Grille light



Grille light 6 in 1

ITEM NO: LI-6T

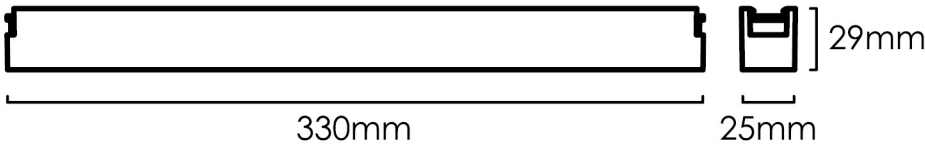
6W / 24° / 115x25x29mm



Grille light 12 in 1

ITEM NO: LI-12T

12W / 24° / 222x25x29mm



Grille light 18 in 1

ITEM NO: LI-18T

18W / 24° / 330x25x29mm



Voltage: DC 24V



CRI: >90



Color: Black / White



Material: Aluminum+PC



Flicker Free: <3%



Optic: Lens

Lamps can be made in two versions

Version 1  
Regular monochrome

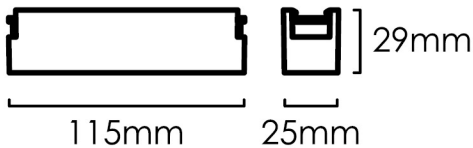


Version 2  
Dip switch dual-mode





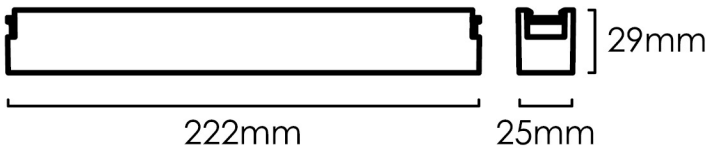

INSTALLATION 24V LAMPS Floodlight light



Floodlight light

ITEM NO: LI-6F

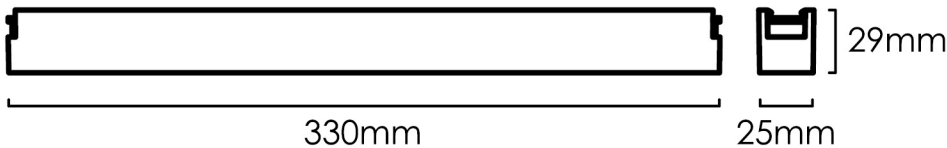
6W / 110° / 115x25x29mm



Floodlight light

ITEM NO: LI-12F

12W / 110° / 222x25x29mm



Floodlight light

ITEM NO: LI-18F

18W / 110° / 330x25x29mm



Voltage: DC 24V



CRI: >90



Color: Black / White



Material: Aluminum+PC



Flicker Free: <3%



Optic: PC Diffusion

Lamps can be made in two versions

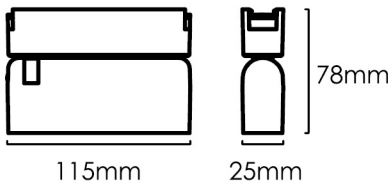

Version 1  
Regular monochrome



Version 2  
Dip switch dual-mode



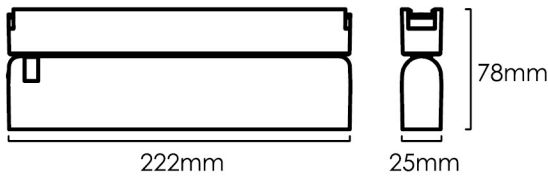
INSTALLATION 24V LAMPS Folding light



Folding light 6 in 1

ITEM NO: LI-ZD6

6W / 24° / 115x25x78mm



Folding light 12 in 1

ITEM NO: LI-ZD12

12W / 24° / 222x25x78mm



Folding light 18 in 1

ITEM NO: LI-ZD18

18W / 24° / 330x25x78mm



Voltage: DC 24V



CRI: >90



Color: Black / White



Material: Aluminum+PC



Flicker Free: <3%



Optic: Lens

Lamps can be made in two versions

Version 1  
Regular monochrome



Version 2  
Dip switch dual-mode



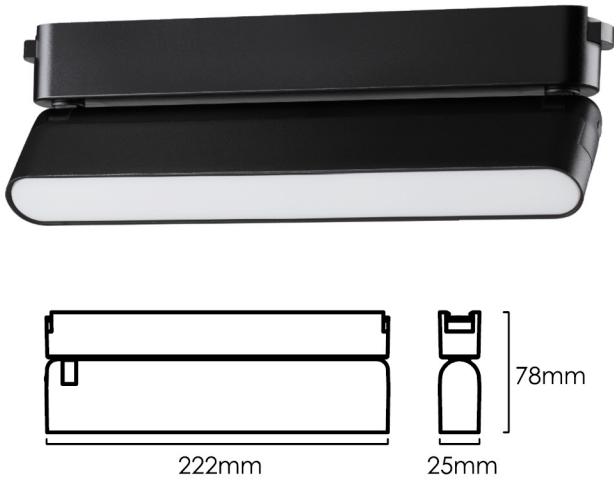




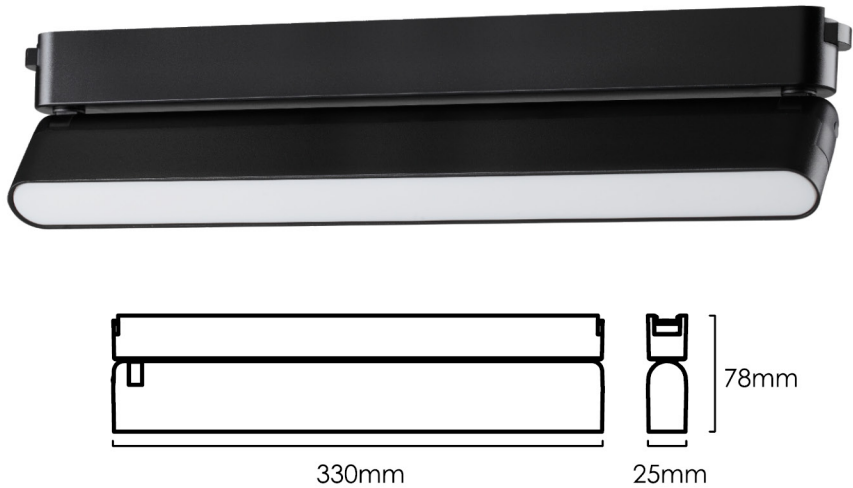
INSTALLATION 24V LAMPS Floodlight Folding light



**Floodlight Folding light**  
ITEM NO: LI-ZD6F  
6W / 110° / 115x25x78mm  
ON-OFF CCT 3000K-6000K





**Floodlight Folding light**  
ITEM NO: LI-ZD12F  
12W / 110° / 222x25x78mm  
ON-OFF CCT 3000K-6000K





**Floodlight Folding light**  
ITEM NO: LI-ZD18F  
18W / 110° / 330x25x78mm  
ON-OFF CCT 3000K-6000K





- 

Voltage: DC 24V
- 

Color: Black / White
- 

Flicker Free: <3%
- 


CRI: >90
- 

Material: Aluminum+PC
- 


Optic: PC Diffusion

Lamps can be made in two versions

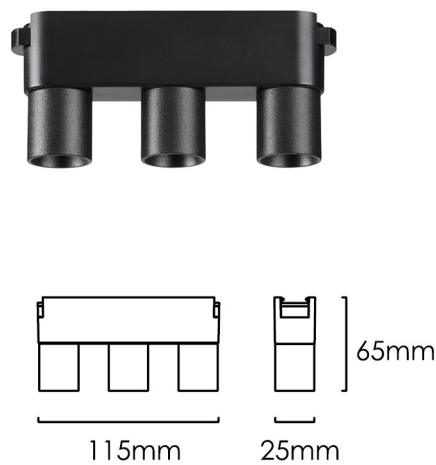
Version 1  
Regular monochrome



Version 2  
Dip switch dual-mode

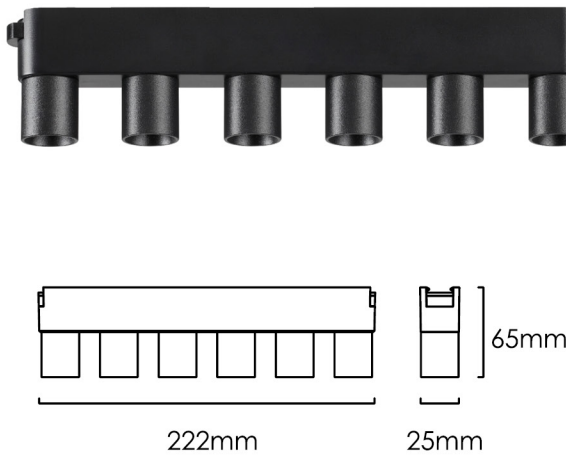


INSTALLATION 24V LAMPS Deep anti glare grille light



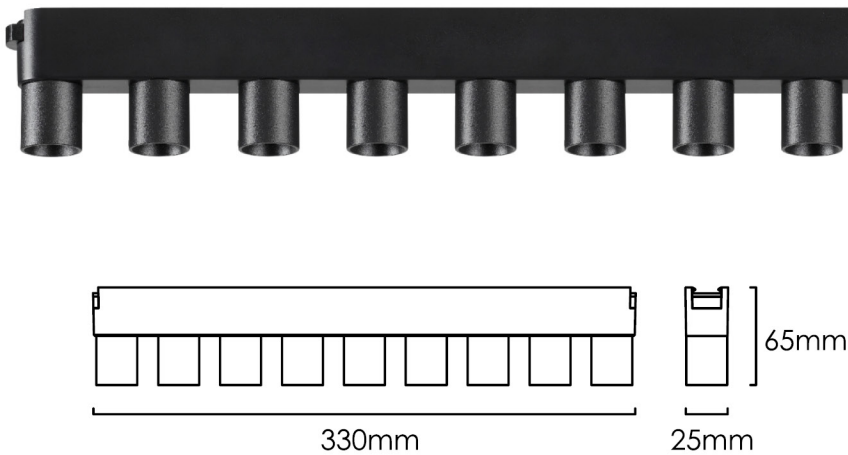
Deep anti glare grille light 3 in 1

ITEM NO: LI-3TM  
6W / 24° / 115x25x65mm  
ON-OFF CCT 3000K-6000K




Deep anti glare grille light 6 in 1

ITEM NO: LI-6TM  
12W / 24° / 222x25x65mm  
ON-OFF CCT 3000K-6000K



Deep anti glare grille light 9 in 1

ITEM NO: LI-9TM  
18W / 24° / 330x25x65mm  
ON-OFF CCT 3000K-6000K



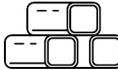
Voltage: DC 24V



CRI: >90



Color: Black / White



Material: Aluminum+PC



Flicker Free: <3%



Optic: Lens

Lamps can be made in two versions

Version 1  
Regular monochrome



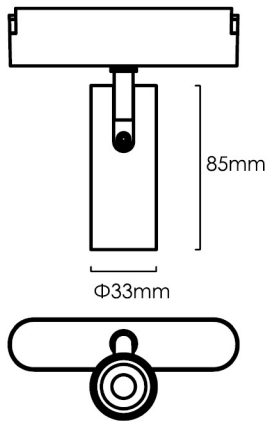
Version 2  
Dip switch dual-mode







INSTALLATION 24V LAMPS **Track Lights**



**Track Lights**


ITEM NO: LI-L33

6W / 24° / Φ33x85mm

ON-OFF

CCT 3000K-6000K

Track light housing color can be freely changed



Voltage: DC 24V



CRI: >90



Color: Black / White



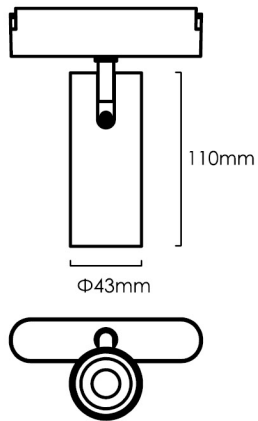
Material: Aluminum+PC



Flicker Free: <3%



Optic: Lens



**Track Lights**


ITEM NO: LI-L43

12W / 24° / Φ43x110mm

ON-OFF

CCT 3000K-6000K

Track light housing color can be freely changed



**Lamps can be made in two versions**

Version 1  
Regular monochrome

Version 2  
Dip switch dual-mode



INSTALLATION 24V LAMPS **Track Lights 2 in 1**




**Track Lights 2 in 1**

ITEM NO: LI-L33\*2

6W\*2 / 24° / Φ 33x85mm

ON-OFF CCT 3000K-6000K

Track light housing color can be freely changed




**Track Lights 2 in 1**

ITEM NO: LI-L43\*2

12W\*2 / 24° / Φ 43x110mm

ON-OFF CCT 3000K-6000K

Track light housing color can be freely changed



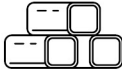
Voltage: DC 24V



CRI: >90



Color: Black / White



Material: Aluminum+PC



Flicker Free: <3%



Optic: Lens

**Lamps can be made in two versions**

Version 1  
Regular monochrome



Version 2  
Dip switch dual-mode

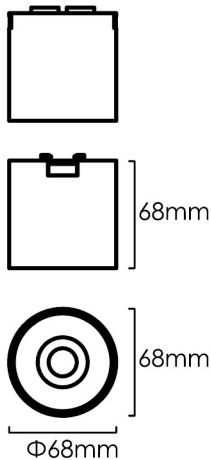




INSTALLATION 24V LAMPS

Surface mounted spotlights

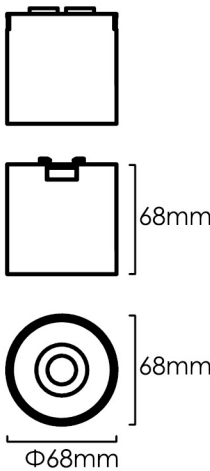
Surface Floodlight spotlights



Surface mounted spotlights

ITEM NO: LI-TD68

6W / 24° / Φ 68x68mm



Surface Floodlight spotlights

ITEM NO: LI-TDF68

6W / 60° / Φ 68x68mm



Voltage: DC 24V



CRI: >90



Color: Black / White



Material: Aluminum+PC



Flicker Free: <3%



Optic: Lens/PC Diffusion

Lamps can be made in two versions

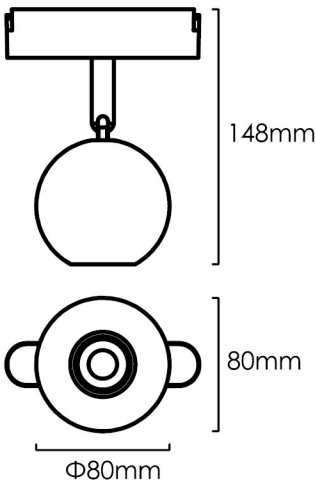
Version 1  
Regular monochrome



Version 2  
Dip switch dual-mode



INSTALLATION 24V LAMPS Ball shaped track light



Ball shaped track light

ITEM NO: LI-Q80

12W / 24° / Φ 80x148mm

ON-OFF CCT 3000K-6000K



Voltage: DC 24V



CRI: >90



Color: Black / White



Material: Aluminum+PC



Flicker Free: <3%



Optic: Lens

Lamps can be made in two versions

Version 1  
Regular monochrome

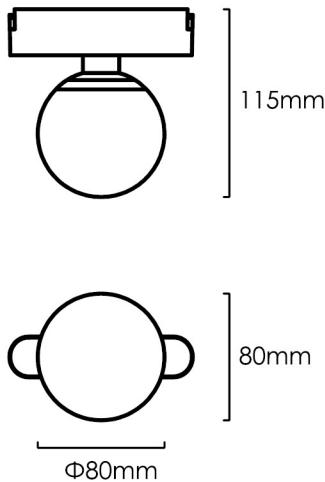


Version 2  
Dip switch dual-mode





INSTALLATION 24V LAMPS **Frosted Glass Ball**



**Frosted Glass Ball**

ITEM NO: LI-B80

6W / 120° /  $\Phi$  80x115mm



Voltage: DC 24V



CRI: >90



Color: Black / White



Material: Aluminum+Glass



Flicker Free: <3%



Optic: Glass

**Lamps can be made in two versions**

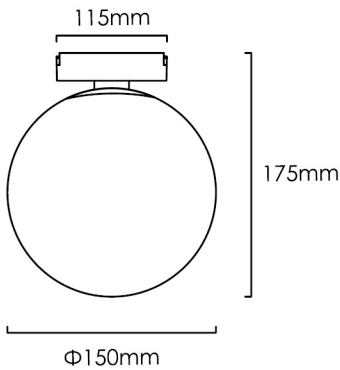
Version 1  
Regular monochrome



Version 2  
Dip switch dual-mode



INSTALLATION 24V LAMPS White Glass Ball



White Glass Ball

ITEM NO: LI-BL150

6W / 120° / Φ 150x175mm

ON-OFF CCT 3000K-6000K



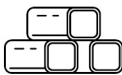
Voltage: DC 24V



CRI: >90



Color: Black / White



Material: Aluminum+Glass



Flicker Free: <3%



Optic: Glass

Lamps can be made in two versions

Version 1  
Regular monochrome

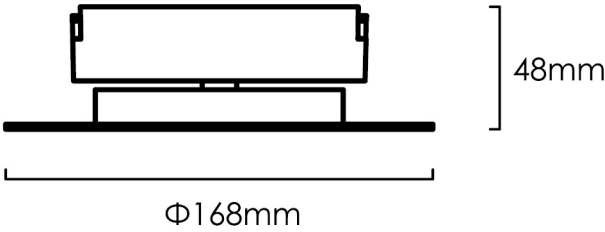


Version 2  
Dip switch dual-mode






INSTALLATION 24V LAMPS Solar eclipse Wall lamp



Solar eclipse Wall lamp  
ITEM NO: LI-YSBD  
9W / 120° / Φ 168x48mm  
ON-OFF CCT 3000K-6000K



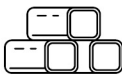
Voltage: DC 24V



CRI: >90



Color: Black / White



Material: Aluminum+PC



Flicker Free: <3%



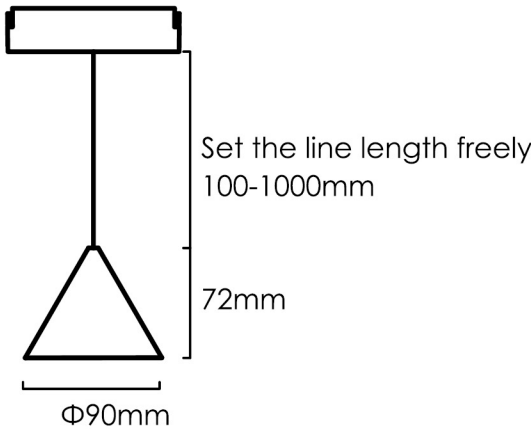
Optic: PMMA

Lamps can be made in two versions

Version 1  
Regular monochrome

Version 2  
Dip switch dual-mode

INSTALLATION 24V LAMPS Cone shaped chandelier



Cone shaped chandelier

ITEM NO: LI-MD90

6W / 24° / Φ 90x72mm

ON-OFF CCT 3000K-6000K



Voltage: DC 24V



Color: Black / White



Flicker Free: <3%



CRI: >90



Material: Aluminum+PC



Optic: PMMA

Lamps can be made in two versions

Version 1  
Regular monochrome

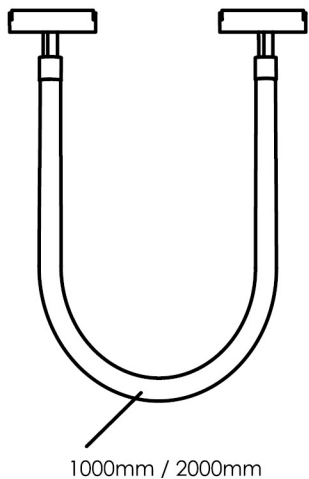


Version 2  
Dip switch dual-mode





INSTALLATION 24V LAMPS Silicone light tube



Silicone light tube - 14W

ITEM NO: LI-RG1000  
14W / 360° /  $\Phi$  22x1000mm

Silicone light tube - 28W

ITEM NO: LI-RG2000  
28W / 360° /  $\Phi$  22x2000mm



Voltage: DC 24V



CRI: >90



Color: Black / White



Material: Aluminum+PC



Flicker Free: <3%



Optic: Silica Gel

Lamps can be made in two versions

Version 1  
Regular monochrome

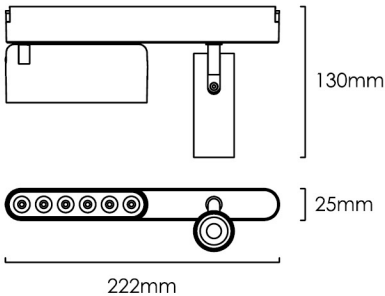


Version 2  
Dip switch dual-mode





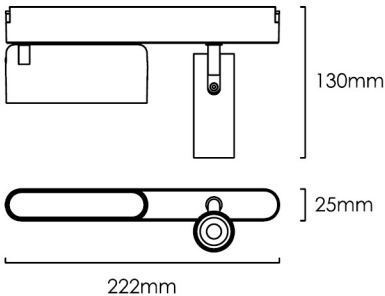

INSTALLATION 24V LAMPS Combination lamps



Folding light 6 in 1  
& Track light

ITEM NO: LI-ZD6T-L33  
6W\*2 / 24° / 222x25x130mm  
CCT 3000K-6000K

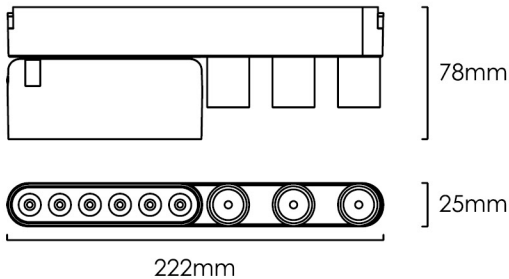

Dip switch dual-mode



Floodlight Folding light  
& Track light

ITEM NO: LI-ZD6F-L33  
6W\*2 / 110°+24° / 222x25x130mm  
CCT 3000K-6000K

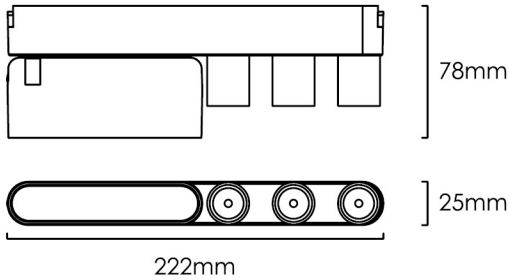

Dip switch dual-mode



Folding light 6 in 1  
& Deep anti glare grille light 3 in 1

ITEM NO: LI-ZD6T-3TM  
6W\*2 / 24° / 222x25x78mm  
CCT 3000K-6000K


Dip switch dual-mode



Floodlight Folding light  
& Deep anti glare grille light 3 in 1

ITEM NO: LI-ZD6F-3TM  
6W / 110°+24° / 222x25x78mm  
CCT 3000K-6000K

Dip switch dual-mode



Voltage:  
DC 24V



Color:  
Black / White



Flicker Free:  
<3%



CRI:  
>90



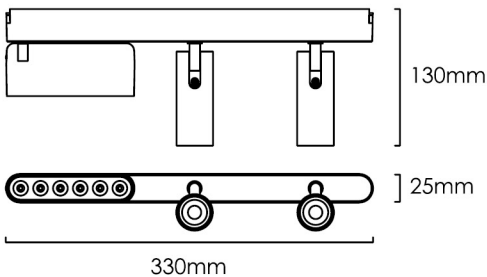
Material:  
Aluminum+PC



Optic:  
Lens / PC Diffusion



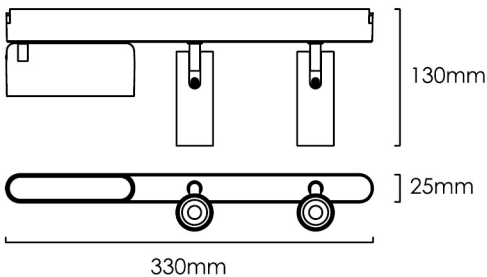
INSTALLATION 24V LAMPS Combination lamps



Folding light 6 in 1  
& Track Lights 2 in 1

ITEM NO: LI-ZD6T-L33\*2  
6W\*3 / 24° / 330x25x130mm  
CCT 3000K-6000K

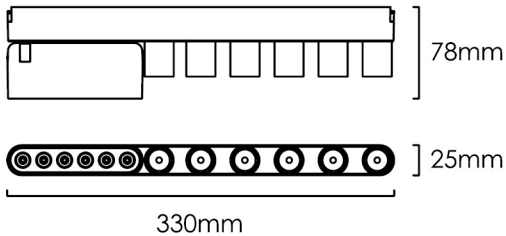
Dip switch dual-mode



Floodlight Folding light  
& Track light 2 in 1

ITEM NO: LI-ZD6F-L33\*2  
6W\*3 / 110°+24°\*2 / 330x25x130mm  
CCT 3000K-6000K

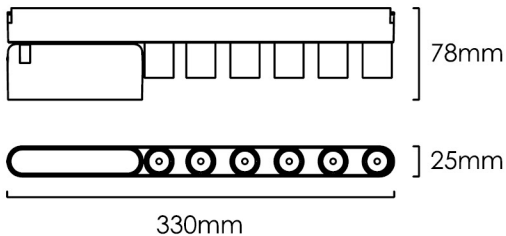

Dip switch dual-mode



Folding light 6 in 1  
& Deep anti glare grille light 6 in 1

ITEM NO: LI-ZD6T-6TM  
6W+12W / 24° / 330x25x78mm  
CCT 3000K-6000K

Dip switch dual-mode



Floodlight Folding light  
& Deep anti glare grille light 6 in 1

ITEM NO: LI-ZD6F-6TM  
6W+12W / 110°+24° / 330x25x78mm  
CCT 3000K-6000K

Dip switch dual-mode



Voltage:  
DC 24V



Color:  
Black / White



Flicker Free:  
<3%



CRI:  
>90

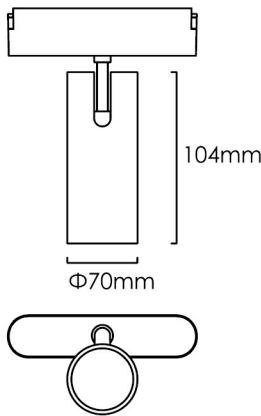


Material:  
Aluminum+PC



Optic:  
Lens / PC Diffusion

INSTALLATION 24V LAMPS Silicone light tube



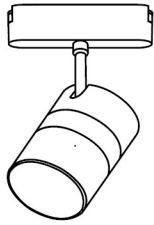
Track Bluetooth speaker

**ITEM NO:** LI-AUDIO  
**Watt:** 10W  
**Voltage:** DC 24V  
**Product Size:** Φ 70x104mm  
**Bluetooth version:** V5.3  
**Bluetooth distance:** 10 meters barrier-free  
**Transmit power:** 12DB  
**Main and secondary broadcast distance:** 15-20 meters barrier-free

Bluetooth audio is divided into host and auxiliary machine, only need to connect the host, the other auxiliary machine will be automatically connected.



Bluetooth mobile phone



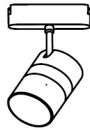
Host machine



1 Auxiliary machine



2 Auxiliary machine



3 Auxiliary machine



more...